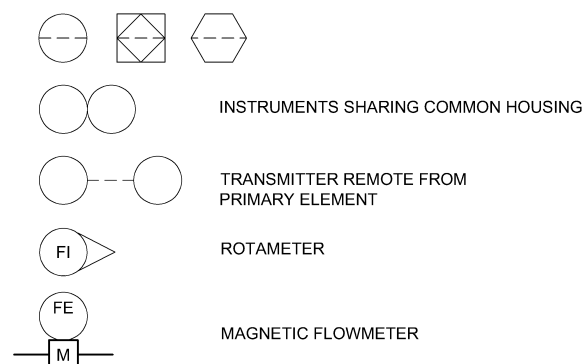


GENERAL INSTRUMENT OR FUNCTION SYMBOLS

Table with 4 columns: (CONTROL ROOM) PRIMARY LOCATION, FIELD MOUNTED, (OTHER) AUXILIARY LOCATION, and various instrument symbols like DISCRETE INSTRUMENTS, SHARED DISPLAY, etc.

** ABBREVIATIONS OF THE USER'S CHOICE SUCH AS IP1 (INSTRUMENT PANEL #1), IC2 (INSTRUMENT CONSOLE #2), CC3 (COMPUTER CONSOLE #3), ETC., MAY BE USED WHEN IT IS NECESSARY TO SPECIFY INSTRUMENT OR FUNCTION LOCATION.



LINE DESIGNATIONS / PIPE LINE LEGEND

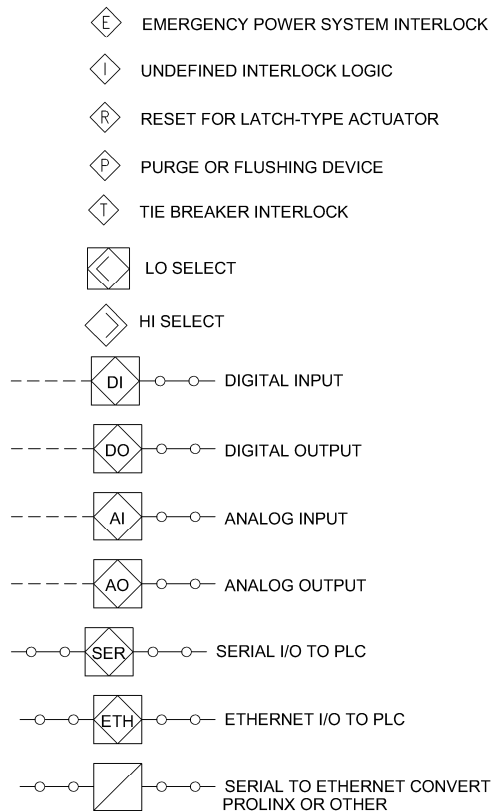
Table listing line designations such as MAIN PROCESS LINE, SECONDARY LINE, ELECTRICAL SIGNAL, and pipe types like DUCTILE IRON PIPE, CAST IRON PIPE, etc.

ISA FUNCTIONAL IDENTIFICATION LETTERS

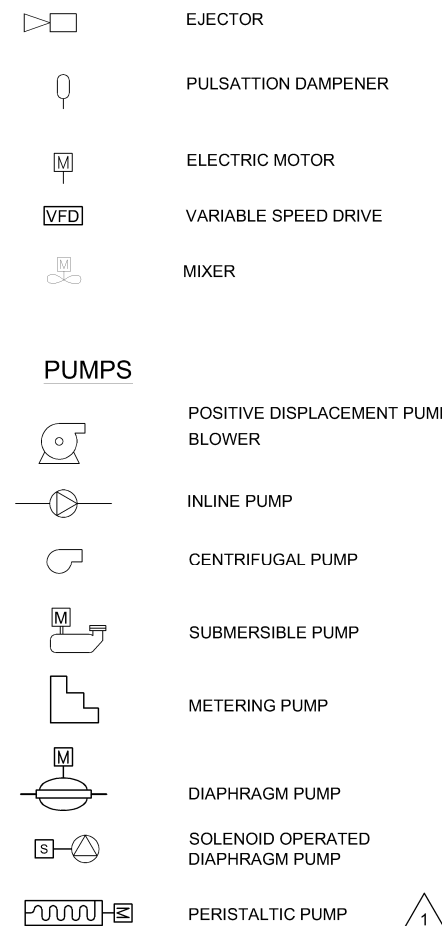
Table with 5 columns: FIRST-LETTER (4), MEASURED OR INITIATING VARIABLE, MODIFIER, SUCCEEDING-LETTERS (3), READOUT OR PASSIVE FUNCTION, OUTPUT FUNCTION, MODIFIER. Lists letters A through Z with their corresponding functions.

NOTE: NUMBERS IN PARENTHESES REFER TO SPECIFIC EXPLANATORY NOTES IN SECTION 5.1 OF THE ISA SYMBOLS MANUAL.

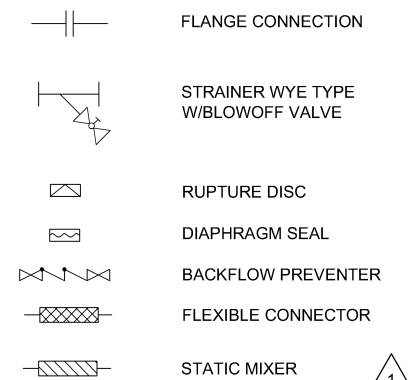
PLC SYMBOLS



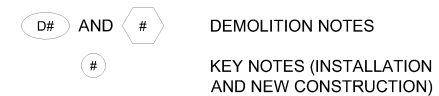
PIPE EQUIPMENT



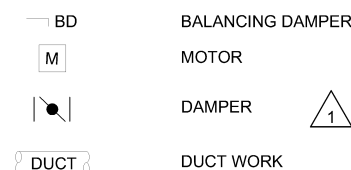
PIPING SYMBOLS



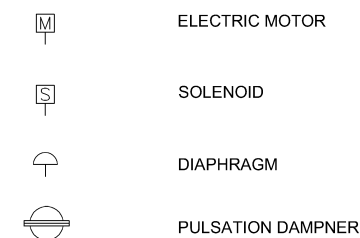
GENERAL SYMBOLS



HVAC SYMBOLS



VALVE & GATE ACTUATORS



VALVE BODY SYMBOLS

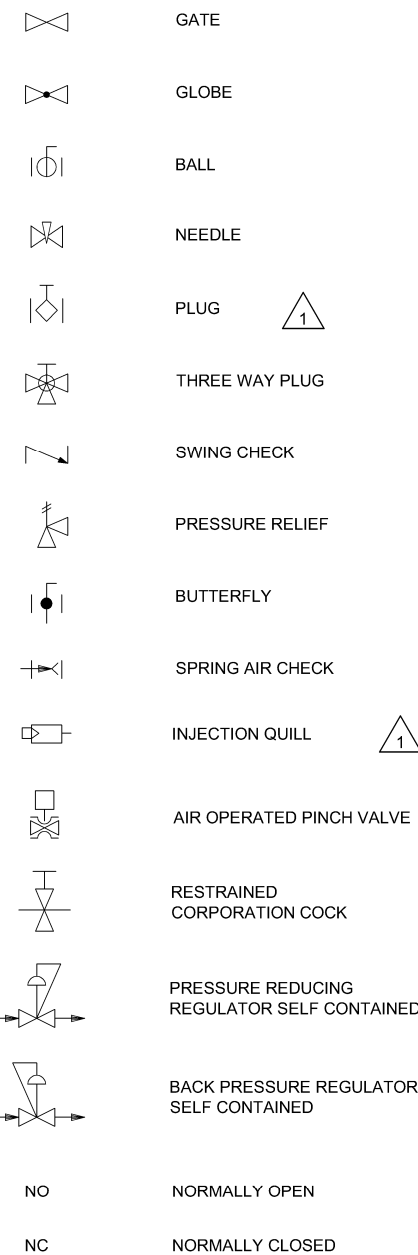


Table with columns: DATE, APPR, MARK, DESCRIPTION. Contains revision information.

Table with columns: DESIGNED BY, CHECK BY, DRAWING NUMBER, etc. Contains project and drawing details.

WASTEWATER TREATMENT PLANT FORT DETRICK, MARYLAND PROCESS SYSTEMS P&ID LEGEND AND SYMBOLS

SHEET IDENTIFICATION D-001 SHEET 51 OF 288